



Kettering Buccleuch Academy

The best in everyone™

Part of United Learning



Special Educational Needs & Disabilities

Welcome to Kettering Buccleuch Academy

Sometimes, Kettering
Buccleuch Academy is
called KBA or simply
'Buccleuch'.



Ms Clare Henderson
SENDCo



Miss Nicola Severn
Assistant
SENDCo




Miss Nikki Thompson
Head of Year 7



This is the entrance I will use




There are two sets of automatic doors



The doors open and close automatically at the beginning and at the end of the school day. If I am late, they will be locked and I will need to go to main reception.

This is what I see once I have passed through both sets of automatic doors. This red desk is student reception. There will be a member of staff here most of the time.



How to enter the academy



This is what the entrance looks like from a different angle.

This corridor here is next to student reception and it will take me to;

- SEND - Special Educational Needs and Disabilities
- SFL - Support for Learning Base



SEND and SFL are the two rooms on the left down this corridor.

Next to SFL, I will find
the SEND office.

I need to go to this door
on the left and knock to
be let in.




This is what I will
see when I enter
SFL. I can spend
my break and
lunchtime here if I
want to. I can
come here for
help or if I feel
worried about
anything too.



This is SFL

I can come here if ever I feel
worried or if I require help.



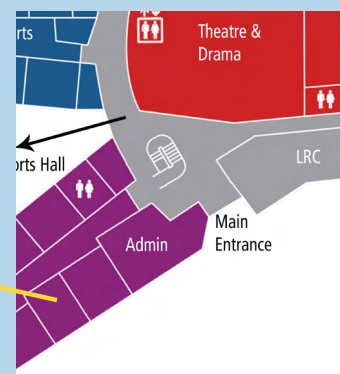

This is the SEND office

This is what the inside of the
SEND office and SFL look like

SENDCo Office

Ms Clare Henderson is the
SENDCo and has her own office

Clare shares her office with Marie O'Sullivan



Miss Nicola Severn
Assistant SENDCo



Mrs Marie O'Sullivan
SEND Administrator



Mr George Hopkins



Mrs Hayley Dobrin



Mrs Sue Abraham



Mrs Tara Evans



Mr Rhys Coleman



Miss Kerry Willis



Mrs Jennie Potts

SEND & SFL Team

How to find my way around

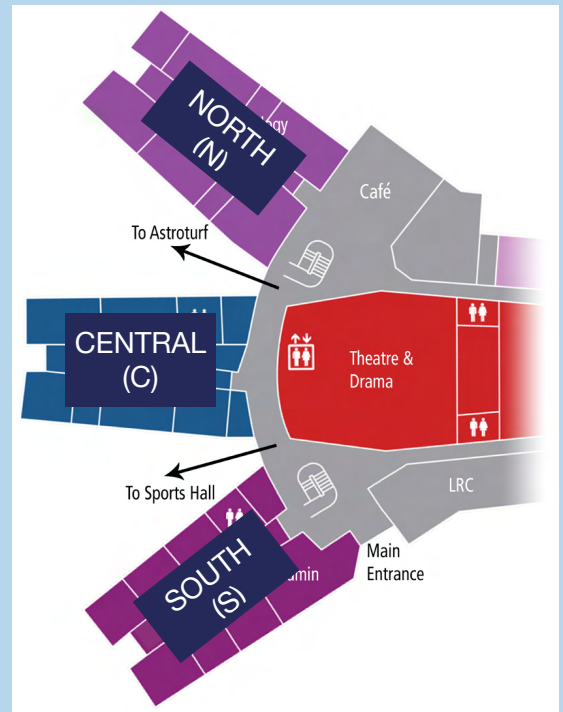
There are 3 floors. Each floor has there main corridors. There is also an atrium.

Each floor then has its own number:

Ground = G First Floor = 1 Second Floor = 2

Corridor	Code		Floor	Code		Room Number
South	S	+	Ground	0	+	1-10
Central	C		First	1		
North	N		Second	2		
Attrium	A					

Corridor + Floor + Room = Classroom



Here are some examples:

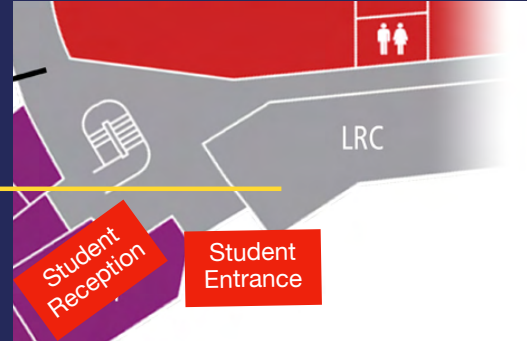
- S1.05 = South Corridor - First Floor - Room 5
- C2.01 = Central Corridor - Second Floor - Room 1
- N0.10 = North Corridor - Ground Floor - Room 10
- A2.05 = Atrium (Middle) - Second Floor - Room 5

The Art Barn is labelled as 201A,B or C

Library



There are lots of books to read here. I can ask the librarian for a book recommendation or help.



Theatre




This is the Library and Theatre at KBA

Assemblies and performances take place here. It may sometimes look different as all the chairs can be hidden away!

At times this space could be used for exams and lessons.

Café



This is where I can buy and eat my food at break and lunch time.



I can also buy and eat my food outside from the KBA Box Office in the large marquee.

This is the café



Some classrooms look like this.



This is the Art Barn
201A,B or C




Classrooms

This is the Art Barn, it is a very magical place to learn. The classrooms are bright, light and there is lots of space. There are computers to use for design tasks and research.



We really look forward to meeting you.



KBA Uniform Web Link

kba.uk - Secondary - Information - Uniform



Each colour represents each house so my uniform will match the house I am assigned to.

I will wear the Kettering Buccleuch Academy uniform. I will wear a tie that matches my house colour.

BRAVEHEART **GRIFFIN** **PHOENIX** **VIKING**



Uniform



