



Kettering Buccleuch Academy

The best in everyone™

Part of United Learning



Special Educational Needs & Disabilities

Welcome to Kettering Buccleuch Academy

Sometimes, Kettering
Buccleuch Academy is
called KBA or simply
'Buccleuch'.



Ms Clare Henderson
SENDCo



Miss Nicola Severn
Assistant
SENDCo



Miss Nikki Thompson
Head of Year 7



This is the entrance I will use



There are two sets of automatic doors




The doors open and close automatically at the beginning and at the end of the school day. If I am late, they will be locked and I will need to go to main reception.

This is what I see once I have passed through both sets of automatic doors. This red desk is student reception. There will be a member of staff here most of the time.



How to enter the academy



This is what the entrance looks like from a different angle.

This corridor here is next to student reception and it will take me to;

- SEND - Special Educational Needs and Disabilities
- SFL - Support for Learning Base



SEND and SFL are the two rooms on the left down this corridor.

Next to SFL, I will find the SEND office.

I need to go to this door on the left and knock to be let in.



This is what I will see when I enter SFL. I can spend my break and lunchtime here if I want to. I can come here for help or if I feel worried about anything too.



This is SFL

I can come here if ever I feel worried or if I require help.



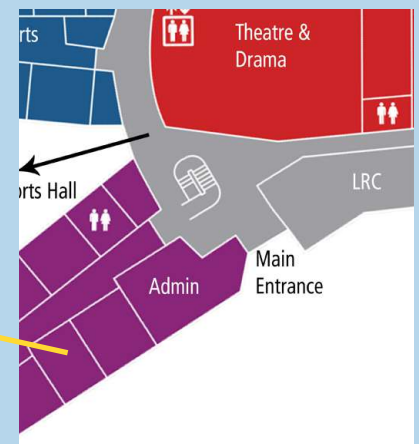

This is the SEND office

This is what the inside of the SEND office and SFL look like

SENDCo Office

Ms Clare Henderson is the SENDCo and has her own office

Clare shares her office with Marie O'Sullivan



Miss Nicola Severn
Assistant SENDCo



Mrs Marie O'Sullivan
SEND Administrator



Mr George Hopkins



Miss Lavinia Singarajah



Mrs Hayley Dobrin



Mrs Sue Abraham



Miss Neha Singh



Miss Kerry Willis



Mrs Jennie Potts



Mrs Tara Evans



Miss Louise Brodie

SEND & SFL Team

How to find my way around

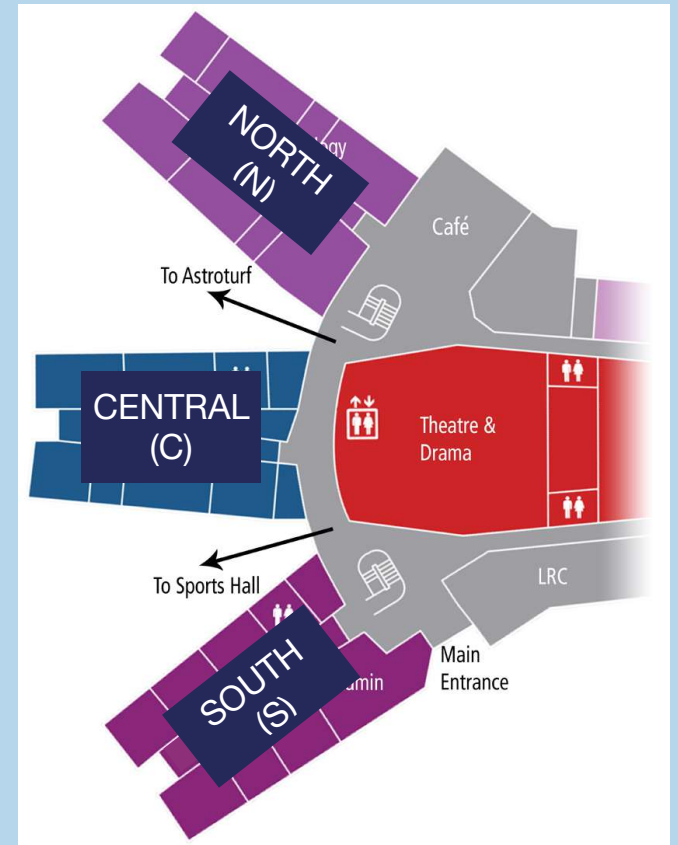
There are 3 floors.
There is also an atrium.

Each floor then has its own number:

Ground = G First Floor = 1 Second Floor = 2

Corridor	Code		Floor	Code		Room Number
South	S		Ground	0		
Central	C	+	First	1	+	1-10
North	N		Second	2		
Atrium	A					

Corridor + Floor + Room = Classroom

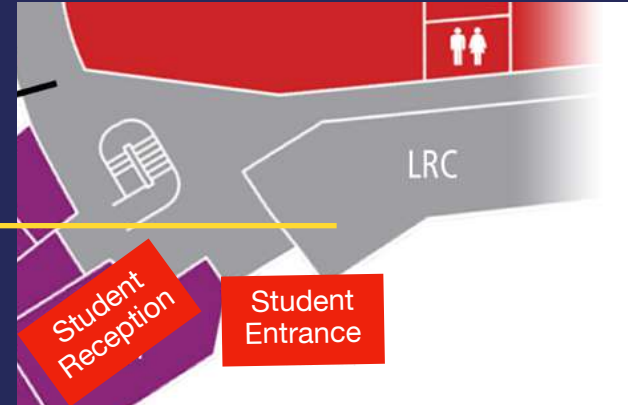


Here are some examples:

- S1.05 = South Corridor - First Floor - Room 5
- C2.01 = Central Corridor - Second Floor - Room 1
- N0.10 = North Corridor - Ground Floor - Room 10
- A2.05 = Atrium (Middle) - Second Floor - Room 5

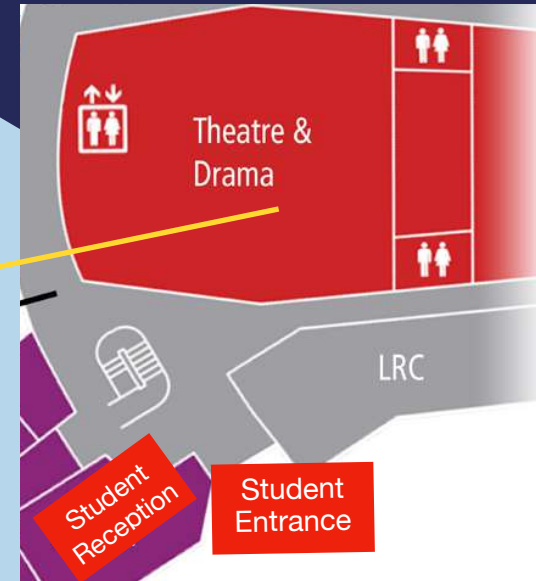
The Art Barn is labelled as 201A,B or C

Library



There are lots of books to read here. I can ask the librarian for a book recommendation or help.

Theatre



This is the Library and Theatre at KBA

Assemblies and performances take place here. It may sometimes look different as all the chairs can be hidden away!

At times this space could be used for exams and lessons.

Café



This is the café

This is where I can buy and eat my food at break and lunch time.



Some classrooms look like this.



This is the Art Barn
201A,B or C



Classrooms

This is the Art Barn, it is a very magical place to learn. The classrooms are bright, light and there is lots of space. There are computers to use for design tasks and research.



KBA Uniform Web Link

kba.uk - Secondary - Information - Uniform



Each colour represents each house so my uniform will match the house I am assigned to.

I will wear the Kettering Buccleuch Academy uniform. I will wear a tie that matches my house colour.

BRAVEHEART **GRIFFIN** **PHOENIX** **VIKING**

Uniform



We really look forward to meeting you.

